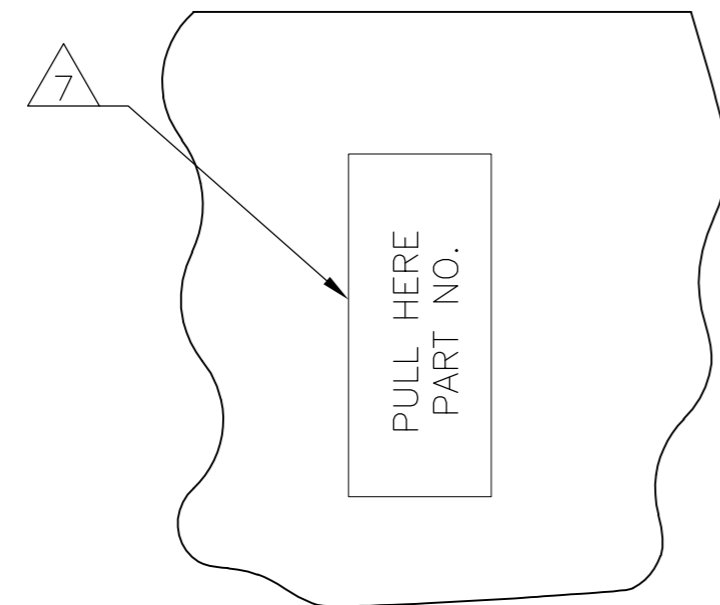
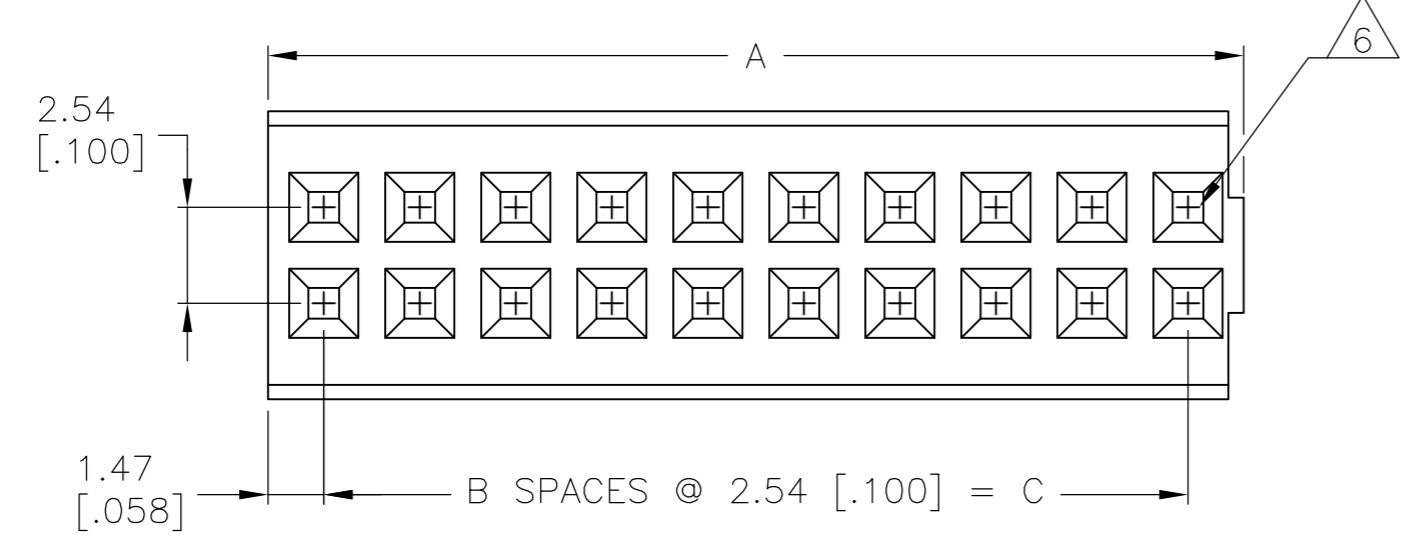
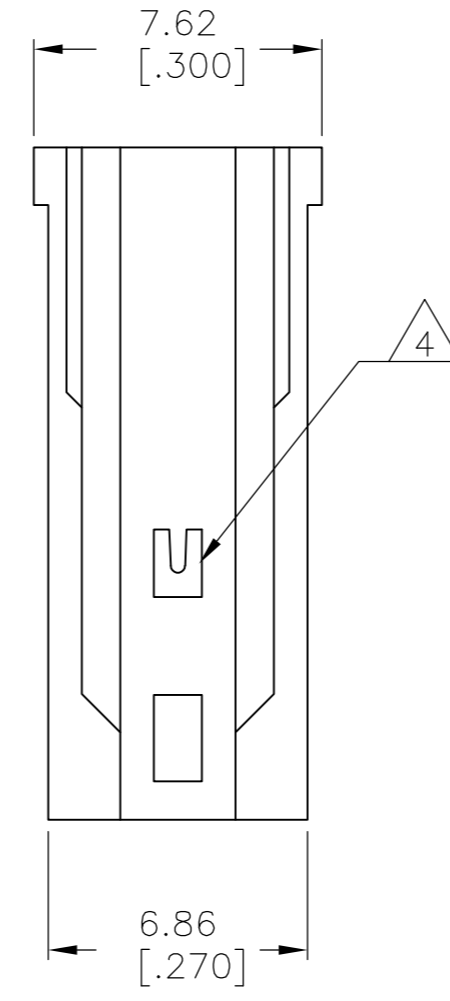

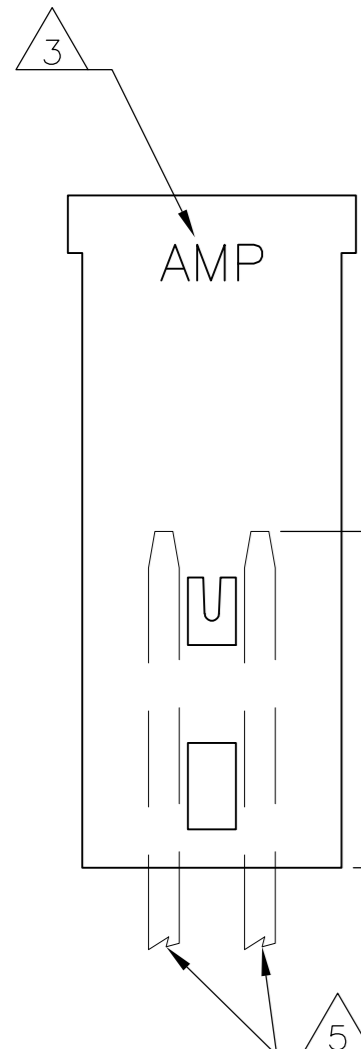
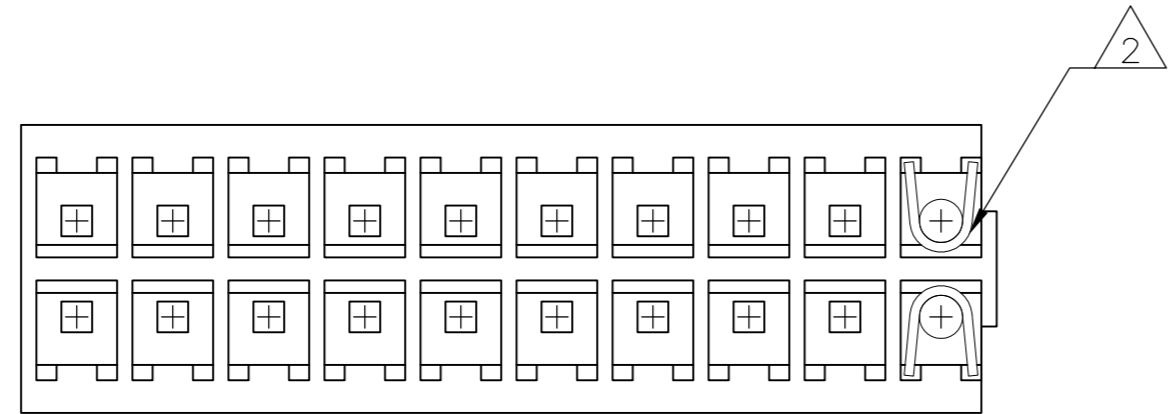


THIS DRAWING IS UNPUBLISHED. RELEASED FOR PUBLICATION  
 © COPYRIGHT BY TYCO ELECTRONICS CORPORATION. ALL RIGHTS RESERVED.

LOC		DIST		REVISIONS			
P	LTR	DESCRIPTION		DATE	DWN	APVD	
M1		REVISED PER ECO-09-020932		08SEP09	KK	AEG	



- 1 PULL ON HOUSING TO REMOVE FROM POSTS. DO NOT CONFINE THE CONDUCTORS OR PULL ON THE CONDUCTORS DURING REMOVAL ACTION.
- 2 ACCEPTS CONTACT P/N 87124.]
- 3 MOLDED CHARACTERS THIS END.
- 4 EXTRACTION SLOT MAY BE PARTIALLY FLASHED OVER ONE END ONLY.
- 5 0.62 [0.025] SQUARE POST SHOWN FOR REFERENCE ONLY.
- 6 CAVITY ACCEPTS 0.62 [0.025] SQUARE POST (TYPICAL).
- 7 MARKED (WHITE) 1.5 [0.06] CHARACTERS AS SHOWN IN APPROXIMATE CENTER OF HOUSING. "PULL HERE" AND "PART NO." WILL APPEAR ON HOUSINGS 6 POSITIONS AND LARGER.
- 8 AMP LOGO MOLDED IN TEXTURED AREA, AREA REISED .0003 - .0007 HIGH AND MAY BE ON EITHER SIDE OF THE PART.
- 9 OBSOLETE PARTS: OBSOLETE CIS STREAMLINING PER D.RENAUD/D.SINISI

REMARKS	C	B	A	NO. OF POSN	PART NUMBER
STAMPED 7	22.86 [0.900]	9	25.81 [1.016]	20	87132-6
9 OBSOLETE STAMPED 7	10.16 [0.400]	4	13.11 [0.516]	10	87132-5
UNSTAMPED	22.86 [0.900]	9	25.81 [1.016]	20	87132-3
UNSTAMPED	10.16 [0.400]	4	13.11 [0.516]	10	87132-2
9 OBSOLETE UNSTAMPED	2.54 [0.100]	1	5.49 [0.216]	4	87132-1

THIS DRAWING IS A CONTROLLED DOCUMENT.

DIMENSIONS: mm [INCHES]	TOLERANCES UNLESS OTHERWISE SPECIFIED:	DWN E.BRANDBERG 2-25-93	Tyco Electronics Corporation Harrisburg, PA 17105-3608
0 PLC ± -	1 PLC ± -	CHK S. SHUEY 2-25-93	
2 PLC ± -	3 PLC ± 0.12 [0.005]	APVD S. SHUEY 2-25-93	NAME HOUSING, LOCKING CLIP, .025 SQUARE POST, .100 C/L RIGHT END OPEN
4 PLC ± -	ANGLES ± -	PRODUCT SPEC	
MATERIAL GLASS FILLED POLYESTER COLOR: DARK BROWN OR BLACK	FINISH -	APPLICATION SPEC	SIZE A2 CAGE CODE 00779 DRAWING NO. C=87132 RESTRICTED TO -
CUSTOMER DRAWING		WEIGHT -	SCALE 5:1 SHEET 1 OF 1 REV M1